

uCertify

Course Outline

**CompTIA Cloud Essentials+
(CLO-002)**



Lesson



Practice test



Live-Lab

Contents

1. Course Objective
2. Pre-Assessment
3. Exercises, Quizzes, Flashcards & Glossary
 - Number of Questions
4. Expert Instructor-Led Training
5. ADA Compliant & JAWS Compatible Platform
6. State of the Art Educator Tools
7. Award Winning Learning Platform (LMS)
8. Chapter & Lessons
 - Syllabus
 - Chapter 1: Introduction
 - Chapter 2: Cloud Principles and Design
 - Chapter 3: Cloud Networking and Storage
 - Chapter 4: Assessing Cloud Needs
 - Chapter 5: Engaging Cloud Vendors
 - Chapter 6: Management and Technical Operations
 - Chapter 7: Governance and Risk
 - Chapter 8: Compliance and Security in the Cloud
 - Videos and How To
9. Practice Test
 - Here's what you get
 - Features
10. Live Labs
 - Lab Tasks

Here's what you get

11. Post-Assessment

1. Course Objective

Gain hands-on experience to pass the CompTIA Cloud Essentials certification exam with the CompTIA Cloud Essentials+ CLO-002 Study Guide. The lab comes with a well-organized component library for every task. The CompTIA Cloud Essentials course and lab cover the CLO-002 exam objectives and teach students about cloud concepts, business principles of cloud environments, management, and technical operations, governance, risk, compliance, and security for the cloud, and more.

2. Pre-Assessment

Pre-Assessment lets you identify the areas for improvement before you start your prep. It determines what students know about a topic before it is taught and identifies areas for improvement with question assessment before beginning the course.

3. Quizzes

Quizzes test your knowledge on the topics of the exam when you go through the course material. There is no limit to the number of times you can attempt it.

70
QUIZZES

4. Flashcards

Flashcards are effective memory-aiding tools that help you learn complex topics easily. The flashcard will help you in memorizing definitions, terminologies, key concepts, and more. There is no limit to the number of times learners can attempt these. Flashcards help master the key concepts.



156

FLASHCARDS

5. Glossary of terms

uCertify provides detailed explanations of concepts relevant to the course through Glossary. It contains a list of frequently used terminologies along with its detailed explanation. Glossary defines the key terms.



243

GLOSSARY OF
TERMS

6. Expert Instructor-Led Training

uCertify uses the content from the finest publishers and only the IT industry's finest instructors. They have a minimum of 15 years real-world experience and are subject matter experts in their fields. Unlike a live class, you can study at your own pace. This creates a personal learning experience and gives you all the benefit of hands-on training with the flexibility of doing it around your schedule 24/7.

7. ADA Compliant & JAWS Compatible Platform

uCertify course and labs are ADA (Americans with Disability Act) compliant. It is now more accessible to students with features such as:

- Change the font, size, and color of the content of the course
- Text-to-speech, reads the text into spoken words
- Interactive videos, how-tos videos come with transcripts and voice-over
- Interactive transcripts, each word is clickable. Students can clip a specific part of the video by clicking on a word or a portion of the text.

JAWS (Job Access with Speech) is a computer screen reader program for Microsoft Windows that reads the screen either with a text-to-speech output or by a Refreshable Braille display. Student can easily navigate uCertify course using JAWS shortcut keys.

8. State of the Art Educator Tools

uCertify knows the importance of instructors and provide tools to help them do their job effectively. Instructors are able to clone and customize course. Do ability grouping. Create sections. Design grade scale and grade formula. Create and schedule assessments. Educators can also move a student from self-paced to mentor-guided to instructor-led mode in three clicks.

9. Award Winning Learning Platform (LMS)

uCertify has developed an award winning, highly interactive yet simple to use platform. The SIIA CODiE Awards is the only peer-reviewed program to showcase business and education technology's finest products and services. Since 1986, thousands of products, services and solutions have been recognized for achieving excellence. uCertify has won CODiE awards consecutively for last 7 years:

- 2014

1. Best Postsecondary Learning Solution

• **2015**

1. Best Education Solution
2. Best Virtual Learning Solution
3. Best Student Assessment Solution
4. Best Postsecondary Learning Solution
5. Best Career and Workforce Readiness Solution
6. Best Instructional Solution in Other Curriculum Areas
7. Best Corporate Learning/Workforce Development Solution

• **2016**

1. Best Virtual Learning Solution
2. Best Education Cloud-based Solution
3. Best College and Career Readiness Solution
4. Best Corporate / Workforce Learning Solution
5. Best Postsecondary Learning Content Solution
6. Best Postsecondary LMS or Learning Platform
7. Best Learning Relationship Management Solution

• **2017**

1. Best Overall Education Solution
2. Best Student Assessment Solution
3. Best Corporate/Workforce Learning Solution
4. Best Higher Education LMS or Learning Platform

• **2018**

1. Best Higher Education LMS or Learning Platform
2. Best Instructional Solution in Other Curriculum Areas
3. Best Learning Relationship Management Solution

- 2019
 1. Best Virtual Learning Solution
 2. Best Content Authoring Development or Curation Solution
 3. Best Higher Education Learning Management Solution (LMS)

- 2020
 1. Best College and Career Readiness Solution
 2. Best Cross-Curricular Solution
 3. Best Virtual Learning Solution

10. Chapter & Lessons

uCertify brings these textbooks to life. It is full of interactive activities that keeps the learner engaged. uCertify brings all available learning resources for a topic in one place so that the learner can efficiently learn without going to multiple places. Challenge questions are also embedded in the chapters so learners can attempt those while they are learning about that particular topic. This helps them grasp the concepts better because they can go over it again right away which improves learning.

Learners can do Flashcards, Exercises, Quizzes and Labs related to each chapter. At the end of every lesson, uCertify courses guide the learners on the path they should follow.

Syllabus

Chapter 1: Introduction

- Why Certify for Cloud Business Skills?

- Who Should Read This Course?

- What Does This Course Cover?

- Cloud Essentials+ Study Guide Exam Objectives
- Objective Map

Chapter 2: Cloud Principles and Design

- Understanding Cloud Principles
- Exploring Cloud Design
- Summary
- Exam Essentials

Chapter 3: Cloud Networking and Storage

- Understanding Cloud Networking Concepts
- Understanding Cloud Storage Technologies
- Summary
- Exam Essentials

Chapter 4: Assessing Cloud Needs

- Using Cloud Assessments
- Understanding Cloud Services

- Summary
- Exam Essentials

Chapter 5: Engaging Cloud Vendors

- Understanding Business and Financial Concepts
- Finding and Evaluating Cloud Vendors
- Choosing a Migration Approach
- Summary
- Exam Essentials

Chapter 6: Management and Technical Operations

- Explain Aspects of Operating within the Cloud
- Explain DevOps in Cloud Environments
- Financial Planning of Cloud Resources
- Summary
- Exam Essentials

Chapter 7: Governance and Risk

- Recognize Risk Management Concepts Related to Cloud Services
- Explain Policies or Procedures
- Summary
- Exam Essentials

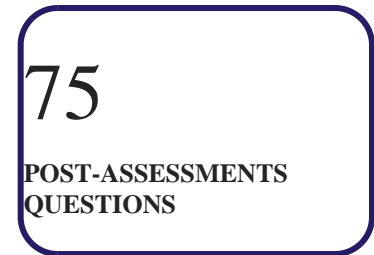
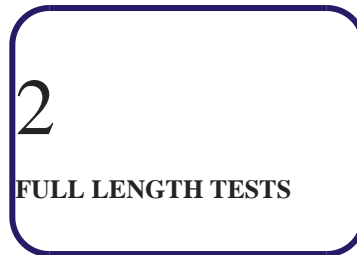
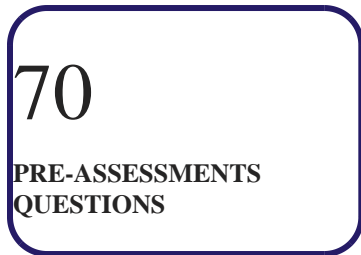
Chapter 8: Compliance and Security in the Cloud

- Identify the Importance and Impacts of Compliance in the Cloud
- Explain Security Concerns, Measures, or Concepts of Cloud Operations
- Summary
- Exam Essentials

11. Practice Test

uCertify provides full length practice tests. These tests closely follow the exam objectives and are designed to simulate real exam conditions. Each course has a number of test sets consisting of hundreds of items to ensure that learners are prepared for the certification exam.

Here's what you get



Features

Full Remediation

Each question comes with detailed remediation explaining not only why an answer option is correct but also why it is incorrect.

Unlimited Practice

Each test can be taken unlimited number of times until the learner feels they are prepared. Learner can review the test and read detailed remediation. Detailed test history is also available.

Learn, Test and Review Mode

Each test set comes with learn, test and review modes. In learn mode, learners will attempt a question and will get immediate feedback and complete remediation as they move on to the next question. In test mode, learners can take a timed test simulating the actual exam conditions. In review mode, learners can read through one item at a time without attempting it.

12. Live Labs

Live-Lab is a real computer equipment, networked together and conveniently accessible over the internet using virtualization. A live-lab has equipments such as a computer, server, switch or router in it that a user is free to configure.

The benefits of live-labs are:

- Exam based practical tasks
- Real equipment, absolutely no simulations
- Access to the latest industry technologies
- Available anytime, anywhere on any device
- Break and Reset functionality
- No hardware costs

Lab Tasks

Cloud Principles and Design

- Checking Hyper-V Compatibility
- Enabling Hyper-V in Windows
- Obtaining IP Route Information from the IP Routing Table
- Installing a Virtual Machine
- Installing the Remote Access Role
- Creating a Virtual Switch
- Installing Ubuntu

Cloud Networking and Storage

- Creating and Applying an ACL at the CLI
- Configuring Inbound Rules for a Firewall
- Configuring Firewall Settings
- Establishing a VPN Connection

- Creating a NAT Virtual Network
- Getting Information about DNS
- Getting Information about the TCP Ports
- Getting Information about the Current Connection Statistics of TCP
- Getting TCP Settings
- Obtaining Information about the Net Firewall Profile
- Getting Information about the UDP Ports
- Getting Information about the Current Connection Statistics of UDP
- Getting UDP Settings
- Obtaining Information about the IP Version
- Obtaining the IP Interface
- Generating a Key Pair Using Kleopatra
- Using OpenSSL to Create a Public/Private Key Pair
- Implementing a BPDU Guard on a Switch Port
- Creating a New VLAN and Placing Switch Ports into that VLAN
- Establishing an SSH Connection

Assessing Cloud Needs

- Using MBSA
- Generating an RSA Key Pair

Management and Technical Operations

- Configuring the NFS Data Store
- Configuring RAID
- Configuring RAID 5

Compliance and Security in the Cloud

- Encrypting and Decrypting a File Using AES Crypt
- Performing the Intense Scan in Zenmap
- Observing the SHA-Generated Hash
- Using the MD5 Hash Algorithm
- Scanning a Network Using Nmap

Here's what you get

37
LIVE LABS

37
VIDEO TUTORIALS


54
MINUTES

13. Post-Assessment


After completion of the uCertify course Post-Assessments are given to students and often used in conjunction with a Pre-Assessment to measure their achievement and the effectiveness of the exam.

CONNECT WITH US

 3187 Independence Drive
Livermore, CA 94551,
United States

 +1-415-763-6300

 support@ucertify.com

 www.ucertify.com